


antas[®] 651

Tile and Stone Epoxy Grout Sealer



400ml twin cartridge
12 cartridges per carton



DESCRIPTION

antas[®] 651 is a two-component epoxy sealant designed for the grout sealing of tiles and stones. It is available in various colours to meet with aesthetic design.

antas[®] 651 is typically used in the grout sealing of tiles, stones, bathtub, basins etc. in kitchens, bathrooms or other interior decoration applications. It can also be used for general bonding of steel, iron, concrete, ceramics, wood, etc.

FEATURES

antas[®] 651 is packed in twin cartridge, easy to be extruded and mixed through attached static mixer.

- Fast curing at room temperature by chemical reactions of the two components.
- High bonding strength to most building materials including ceramic, porcelain, nature or engineered stone, concrete, steel, aluminium, wood, etc.
- Excellent mechanical property with high toughness and wear resistance.
- Moisture resistant, waterproof and excellent chemical resistance.
- Mould and mildew resistance.
- Low VOC content. Free of solvent.

TYPICAL PROPERTIES

| No. | Items | Properties |
|-----|-------------------------------------|------------------|
| 1 | Appearance | Homogenous Paste |
| 2 | Density, ml/g | 1.05 |
| 3 | Mixing ratio (v/v) | 1:1 |
| 4 | Pot life, min | 15 - 20 |
| 5 | Initial curing, min | ~120 |
| 6 | Hardness, Shore D | 75 |
| 7 | Flexural modulus, MPa | >2,000 |
| 8 | Shear strength, MPa (steel / steel) | 20 |
| 9 | Service temperature, °C | -40 ~ 80 |

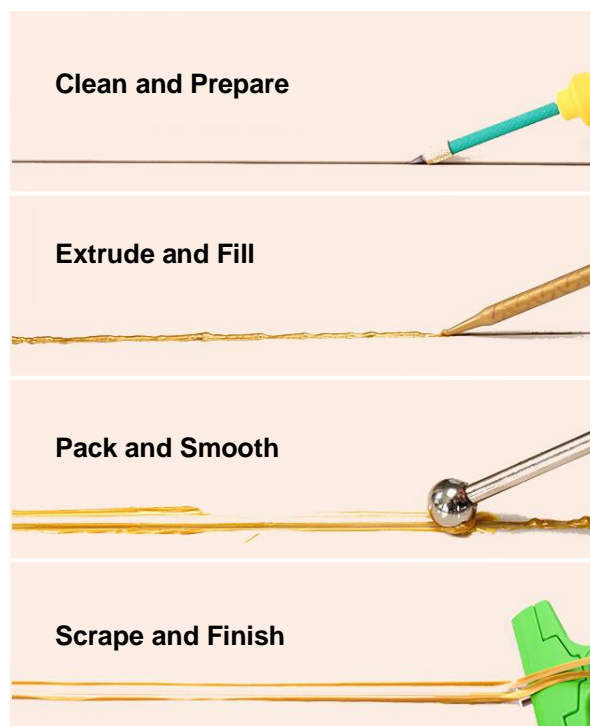
APPLICATION

Prepare the seam for sealing or the substrate for bonding. Keep it clean, dry and free from grease. Remove all dirt, oil, grease, detergents and loose material.

Attach the included static mixer to cartridge and insert to a compatible twin caulking gun. Pull the trigger of the caulking gun to extrude sealant through the static mixer.

Use masking tape to protect the edge of substrates. Apply the mixed sealant to fill up the seam of the tiles or stones. Use a smoothing tool to pack down the sealant and smooth the surface. Carefully remove the masking tape.

When applying to the seam of smooth and non-porous materials, eg ceramic tiles, the sealant can be applied without the using of masking tapes. Use a smoothing tool to pack down the sealant and smooth the surface. Then leave the sealant to dry for 4~6 hours. Scrap off unwanted residuals.



SAFETY

antas® 651 has low VOC and no isocyanate content. Avoid direct contact with eyes when operating. In case of accident, rinse opened eye under running water for several minutes.

During the curing process, small amount of alcoholic molecules is released. Keep good ventilation at the construction site. Avoid applying in confined space.

Read and follow material safety data sheet for safe handling or using.

COLOUR


Various colour to choose. Refer to the colour chart of the product.

TRANSPORTATION & STORAGE

antas® 651 is classified as non-dangerous goods for transportation.

The product should be stored in a dry and cool place between 5 to 30°C. The shelf life is 12 months from the date of manufacturing under normal storage conditions.

Colour Chart of antas® 651 Tile & Stone Seam Sealant



V01MY2006

Disclaimer: The statements in this document are based on our present technical knowledge and experience. They do not relieve the applicators from carrying out necessary tests and experiments on their own. Since the conditions of applying our products may vary which can influence results in many ways, this document does not imply any legally binding assurance of certain properties or of suitability for a specific purpose.